



Overall men results

| # | BIB | Name(s) | Nation | Time | |
|----|-----|------------------|--------|----------------------------|-------|
| 1 | 2 | Cory HILL | AUS | 01:58:06.04 | Sen |
| 2 | 21 | Clint ROBINSON | AUS | 01:58:35.36 00:00:29.32 | 40-44 |
| 3 | 4 | Jasper MOCKE | RSA | 01:59:07.73 00:01:01.69 | Sen |
| 4 | 1 | Sean RICE | RSA | 01:59:32.13 00:01:26.09 | Sen |
| 5 | 14 | Michael BOOTH | AUS | 02:00:19.27 00:02:13.23 | Sen |
| 6 | 13 | Hank MCGREGOR | RSA | 02:00:43.44 00:02:37.40 | Sen |
| 7 | 6 | Yannick LAOUSSE | FRA | 02:00:52.85 00:02:46.81 | Sen |
| 8 | 121 | MacKenzie HYNARD | AUS | 02:01:51.40 00:03:45.36 | U23 |
| 9 | 97 | Murray STEWART | AUS | 02:02:46.64 00:04:40.60 | Sen |
| 10 | 125 | Kenneth RICE | RSA | 02:03:06.43 00:05:00.39 | U23 |
| 11 | 3 | Sam NORTON | AUS | 02:03:14.52 00:05:08.48 | Sen |





Overall men results

| # | BIB | Name(s) | Nation | Time | |
|----|-----|------------------|--------|----------------------------|-------|
| 12 | 5 | Barry LEWIN | RSA | 02:03:31.70 00:05:25.66 | Sen |
| 13 | 126 | Joey HALL | AUS | 02:04:00.03 00:05:53.99 | U23 |
| 14 | 127 | Hirimana FLORES | TAH | 02:04:38.42 00:06:32.38 | U23 |
| 15 | 18 | Mark ANDERSON | AUS | 02:04:54.39 00:06:48.35 | Sen |
| 16 | 130 | Tom NORTON | AUS | 02:05:30.81 00:07:24.77 | U23 |
| 17 | 120 | Valentin HENOT | FRA | 02:06:03.95 00:07:57.91 | U23 |
| 18 | 48 | Zsolt SZADOVSZKU | USA | 02:06:35.45 00:08:29.41 | 40-44 |
| 19 | 10 | David SZLACHTA | FRA | 02:06:45.73 00:08:39.69 | Sen |
| 20 | 8 | Esteban OJEDA | ESP | 02:06:48.79 00:08:42.75 | Sen |
| 21 | 19 | Lewis LAUGHLIN | TAH | 02:08:04.05 00:09:58.01 | 45-49 |
| 22 | 122 | Samuel DJODAN | AUS | 02:08:28.55 00:10:22.51 | U23 |





Overall men results

| # | BIB | Name(s) | Nation | Time | |
|----|-----|------------------|--------|----------------------------|-------|
| 23 | 7 | Benoit LE-ROUX | FRA | 02:08:31.06 00:10:25.02 | Sen |
| 24 | 86 | Andrew MOWLEM | NZL | 02:09:43.90 00:11:37.86 | Sen |
| 25 | 184 | Kevin JERUSALEMY | TAH | 02:10:03.92 00:11:57.88 | U23 |
| 26 | 49 | Mihimana AH-MIN | TAH | 02:10:05.45 00:11:59.41 | Sen |
| 27 | 87 | Michael WALKER | NZL | 02:10:14.75 00:12:08.71 | Sen |
| 28 | 24 | Dorian WOLTER | USA | 02:10:15.40 00:12:09.36 | 40-44 |
| 29 | 20 | Eric DEANE | TAH | 02:10:35.75 00:12:29.71 | Sen |
| 30 | 153 | Mark KEELING | RSA | 02:10:39.68 00:12:33.64 | Jun |
| 31 | 11 | Nicolas LAMBERT | FRA | 02:10:43.62 00:12:37.58 | Sen |
| 32 | 197 | Leopold TEPA | TAH | 02:11:21.47 00:13:15.43 | 40-44 |
| 33 | 95 | Mike MILLS-THOM | AUS | 02:12:25.02 00:14:18.98 | 50-54 |





Overall men results

| # | BIB | Name(s) | Nation | Time | |
|----|-----|---------------------|--------|----------------------------|--------------|
| 34 | 123 | Ignacio FABRE | ESP | 02:12:26.00 00:14:19.96 | U23 |
| 35 | 46 | Garth SPENCER | NZL | 02:12:41.75 00:14:35.71 | 40-44 |
| 36 | 37 | Antonio PENATI | BRA | 02:12:48.86 00:14:42.82 | 60-64 |
| 37 | 188 | Gilles GUEDIKIAN | TAH | 02:12:51.81 00:14:45.77 | 45-49 |
| 38 | 74 | Théodore MOORIA | TAH | 02:13:04.06 00:14:58.02 | 40-44 |
| 39 | 152 | Hector HENOT | FRA | 02:13:07.67 00:15:01.63 | Jun |
| 40 | 147 | Rauhiri VARUAHI | TAH | 02:13:22.99 00:15:16.95 | Sen |
| 41 | 119 | Tautu TEMANUPAIOURA | TAH | 02:13:35.35 00:15:29.31 | Sen |
| 42 | 136 | Victor DOUX | FRA | 02:13:53.61 00:15:47.57 | U23 |
| 43 | 93 | Roland LEBEAU | FRA | 02:14:01.38 00:15:55.34 | 45-49 |
| 44 | 77 | Moehau PAIE | TAH | 02:14:05.65 00:15:59.61 | Sen |







Overall men results

| # | BIB | Name(s) | Nation | Time | |
|----|-----|--------------------|--------|----------------------------|-------|
| 45 | 131 | Luíz PECORARO | BRA | 02:14:35.94 00:16:29.90 | U23 |
| 46 | 9 | Guilherme CABRAL | POR | 02:15:03.58 00:16:57.54 | Sen |
| 47 | 196 | Florian TEAURAI | TAH | 02:15:06.21 00:17:00.17 | Sen |
| 48 | 135 | Honui PARAU | TAH | 02:15:14.19 00:17:08.15 | U23 |
| 49 | 187 | Victor GENDRON | TAH | 02:15:26.33 00:17:20.29 | 40-44 |
| 50 | 51 | Tinomano BARFF | TAH | 02:15:36.83 00:17:30.79 | 50-54 |
| 51 | 150 | Fergus MORGAN | AUS | 02:15:41.10 00:17:35.06 | Jun |
| 52 | 142 | Teihotu DUBOIS | TAH | 02:15:49.63 00:17:43.59 | Sen |
| 53 | 39 | Tim FITZSIMMONS | AUS | 02:15:54.66 00:17:48.62 | 40-44 |
| 54 | 134 | James FITZSIMMONS | ESP | 02:16:00.02 00:17:53.98 | U23 |
| 55 | 199 | Julien TORREGROSSA | TAH | 02:16:09.32 00:18:03.28 | 40-44 |












Overall men results

| # | BIB | Name(s) | Nation | Time | |
|----|-----|----------------------|---|----------------------------|-------|
| 56 | 91 | Nelson TEITI | TAH  | 02:16:28.24 00:18:22.20 | Sen |
| 57 | 67 | Marama HAUATA | TAH  | 02:17:00.51 00:18:54.47 | 50-54 |
| 58 | 148 | Georges TAURAA | TAH  | 02:17:01.60 00:18:55.56 | Sen |
| 59 | 151 | Bailey FOUNDAUMIERE | RSA  | 02:17:02.91 00:18:56.87 | Jun |
| 60 | 76 | Marama OLSON | TAH  | 02:17:59.41 00:19:53.37 | 40-44 |
| 61 | 90 | Gilles TCHING | TAH  | 02:18:07.51 00:20:01.47 | 45-49 |
| 62 | 200 | Puarai VAN BASTOLAER | TAH  | 02:18:23.82 00:20:17.78 | Sen |
| 63 | 79 | Bernard RICHMOND | TAH  | 02:18:31.36 00:20:25.32 | 50-54 |
| 64 | 156 | Philippe TAURAA | TAH  | 02:18:35.63 00:20:29.59 | Sen |
| 65 | 140 | Heituanui TETUANUI | TAH  | 02:18:45.03 00:20:38.99 | U23 |
| 66 | 83 | Jeremy KUGGELEIJN | NZL  | 02:18:45.47 00:20:39.43 | Sen |





Overall men results

| # | BIB | Name(s) | Nation | Time | |
|----|-----|----------------------|---|----------------------------|-------|
| 67 | 190 | Cyril LEHARTEL | TAH  | 02:19:02.10 00:20:56.06 | 40-44 |
| 68 | 149 | Tereva TEMATAFAARERE | TAH  | 02:19:27.14 00:21:21.10 | Sen |
| 69 | 159 | Keanu TEOTAHI | TAH  | 02:19:37.97 00:21:31.93 | Sen |
| 70 | 139 | Maihea TAIMANA | TAH  | 02:19:54.15 00:21:48.11 | Jun |
| 71 | 124 | Antoni ROIG | ESP  | 02:19:59.62 00:21:53.58 | U23 |
| 72 | 58 | Thibaud NOLANT | TAH  | 02:20:00.82 00:21:54.78 | Sen |
| 73 | 69 | Milton LAUGHLIN | TAH  | 02:20:23.68 00:22:17.64 | 45-49 |
| 74 | 25 | Robert JENKINSON | AUS  | 02:20:46.98 00:22:40.94 | 55-59 |
| 75 | 66 | Steve HART | TAH  | 02:20:53.22 00:22:47.18 | 50-54 |
| 76 | 16 | Borys MARKIN | USA  | 02:21:40.25 00:23:34.21 | Sen |
| 77 | 62 | Istvan DOMOKOS | AUS  | 02:22:00.04 00:23:54.00 | 45-49 |





Overall men results

| # | BIB | Name(s) | Nation | Time | |
|----|-----|--------------------|--------|----------------------------|--------------|
| 78 | 138 | Miguel TAEREA | FRA | 02:22:18.97 00:24:12.93 | U23 |
| 79 | 92 | Terii TEURU | TAH | 02:22:31.77 00:24:25.73 | 45-49 |
| 80 | 26 | Jean-Philippe CUER | FRA | 02:22:38.55 00:24:32.51 | 45-49 |
| 81 | 180 | Albert TETOHU | TAH | 02:22:52.11 00:24:46.07 | 45-49 |
| 82 | 116 | Teva TEAHA | TAH | 02:22:56.27 00:24:50.23 | 40-44 |
| 83 | 15 | Gonçalo TOMÁS | POR | 02:23:05.89 00:24:59.85 | Sen |
| 84 | 129 | Andrew ROY | NZL | 02:23:09.28 00:25:03.24 | U23 |
| 85 | 73 | Ionatana MAITAU | TAH | 02:23:37.61 00:25:31.57 | 55-59 |
| 86 | 189 | Francois KALDEC | TAH | 02:24:08.12 00:26:02.08 | 45-49 |
| 87 | 181 | Jean TEMAURI | TAH | 02:24:09.44 00:26:03.40 | 40-44 |
| 88 | 118 | Aromaiterai HINTZE | TAH | 02:24:23.88 00:26:17.84 | 40-44 |





Overall men results

| # | BIB | Name(s) | Nation | Time | |
|----|-----|----------------------------|---|----------------------------|-------|
| 89 | 94 | Michael MCGRATH | AUS  | 02:24:25.74 00:26:19.70 | 50-54 |
| 90 | 198 | Jimmy TIAPARI | TAH  | 02:25:16.92 00:27:10.88 | Sen |
| 91 | 186 | Rongo ELLIS | TAH  | 02:26:15.71 00:28:09.67 | Sen |
| 92 | 85 | Sam MAYHEW | NZL  | 02:26:31.57 00:28:25.53 | Sen |
| 93 | 53 | Byam BORDET | TAH  | 02:26:39.45 00:28:33.41 | Sen |
| 94 | 52 | Roland BARFF | TAH  | 02:26:48.09 00:28:42.05 | 45-49 |
| 95 | 88 | Eric TAEREA | TAH  | 02:27:22.00 00:29:15.96 | 50-54 |
| 96 | 185 | Normand ELLIS | TAH  | 02:27:39.18 00:29:33.14 | 40-44 |
| 97 | 146 | Jonathan TETUANUITEFARERII | TAH  | 02:27:44.10 00:29:38.06 | Sen |
| 98 | 191 | LoiC Ly Sao | TAH  | 02:27:47.27 00:29:41.23 | Sen |
| 99 | 38 | Graeme BORTHWICK | AUS  | 02:27:55.69 00:29:49.65 | 50-54 |





Overall men results

| # | BIB | Name(s) | Nation | Time | |
|-----|-----|----------------------|---|----------------------------|-------|
| 100 | 60 | Marc GEBEL | TAH  | 02:29:08.87 00:31:02.83 | 50-54 |
| 101 | 50 | Marc ANCELIN | TAH  | 02:29:22.35 00:31:16.31 | 40-44 |
| 102 | 192 | Errol MAONI | TAH  | 02:29:31.54 00:31:25.50 | Sen |
| 103 | 75 | Heiragi NOUVEAU | TAH  | 02:29:37.66 00:31:31.62 | 40-44 |
| 104 | 183 | Temauarii CADOUSTEAU | TAH  | 02:29:40.95 00:31:34.91 | 45-49 |
| 105 | 194 | Manuarii AMIOT | TAH  | 02:29:43.02 00:31:36.98 | Sen |
| 106 | 70 | Loïc LE TIVENEZ | TAH  | 02:30:04.03 00:31:57.99 | 40-44 |
| 107 | 145 | Fava Kevin | TAH  | 02:30:45.38 00:32:39.34 | Sen |
| 108 | 31 | Daryl REMMLER | CAN  | 02:30:47.13 00:32:41.09 | 50-54 |
| 109 | 115 | Ignace TEMARONO | TAH  | 02:31:18.96 00:33:12.92 | Sen |
| 110 | 110 | Philippe LE-POUL | FRA  | 02:31:22.78 00:33:16.74 | 50-54 |





Overall men results

| # | BIB | Name(s) | Nation | Time | |
|-----|-----|--------------------|--------|----------------------------|-------|
| 111 | 182 | Jean CADOUSTEAU | TAH | 02:31:23.44 00:33:17.40 | 50-54 |
| 112 | 72 | Alexandre LUCAS | TAH | 02:31:39.74 00:33:33.70 | 40-44 |
| 113 | 59 | Yves DUVAL Yves | TAH | 02:31:51.77 00:33:45.73 | 45-49 |
| 114 | 105 | Alexandre FERREIRA | BRA | 02:33:02.76 00:34:56.72 | Sen |
| 115 | 109 | Franck AITA | FRA | 02:33:05.49 00:34:59.45 | 45-49 |
| 116 | 144 | Franco TARAIHAU | TAH | 02:33:06.70 00:35:00.66 | 50-54 |
| 117 | 158 | Neal TEAHUI | TAH | 02:33:25.11 00:35:19.07 | Sen |
| 118 | 47 | Drouzas CHRISTOS | GRE | 02:33:39.99 00:35:33.95 | Sen |
| 119 | 179 | Francis MORAD | TAH | 02:34:17.83 00:36:11.79 | 40-44 |
| 120 | 28 | Rob HANSEN | CAN | 02:34:45.83 00:36:39.79 | 50-54 |
| 121 | 71 | Steeve LEFOC | TAH | 02:35:18.97 00:37:12.93 | 45-49 |





Overall men results

| # | BIB | Name(s) | Nation | Time | |
|-----|-----|-------------------|--------|----------------------------|-------|
| 122 | 40 | Murray LATHAM | AUS | 02:35:28.49 00:37:22.45 | 60-64 |
| 123 | 193 | Patrick Moux | TAH | 02:36:28.31 00:38:22.27 | Sen |
| 124 | 117 | Temarii TEAHA | TAH | 02:36:44.28 00:38:38.24 | 40-44 |
| 125 | 22 | Carlos CAMPOS | BRA | 02:36:53.91 00:38:47.87 | Sen |
| 126 | 68 | Teiki HOKAHUMANO | TAH | 02:36:59.16 00:38:53.12 | Sen |
| 127 | 44 | Andrew CZAR | NZL | 02:38:21.85 00:40:15.81 | 50-54 |
| 128 | 195 | Alain SUN | TAH | 02:38:26.66 00:40:20.62 | 40-44 |
| 129 | 108 | Bob PUTNAM | CAN | 02:38:56.85 00:40:50.81 | 55-59 |
| 130 | 154 | Pedro SCHIAVINATO | BRA | 02:39:09.21 00:41:03.17 | Jun |
| 131 | 137 | Gabriel OLIVEIRA | BRA | 02:40:49.50 00:42:43.46 | U23 |
| 132 | 133 | Justin WENKE | PHI | 02:41:28.44 00:43:22.40 | U23 |





Overall men results

| # | BIB | Name(s) | Nation | Time | |
|-----|-----|--------------------|--------|----------------------------|-------|
| 133 | 54 | Hans BRANDER | TAH | 02:41:43.97 00:43:37.93 | 40-44 |
| 134 | 41 | Victor PERDIGÃO | BRA | 02:46:57.21 00:48:51.17 | 40-44 |
| 135 | 32 | Bruce WARREN | CAN | 02:48:00.22 00:49:54.18 | 60-64 |
| 136 | 55 | Joseph CAMPANOZZI | TAH | 02:49:29.58 00:51:23.54 | 40-44 |
| 137 | 89 | François TAHUTINI | TAH | 02:50:01.01 00:51:54.97 | 55-59 |
| 138 | 29 | Maurizio TOGNACCI | ITA | 02:51:53.60 00:53:47.56 | 55-59 |
| 139 | 112 | Rui CANCIO | POR | 02:52:28.17 00:54:22.13 | 45-49 |
| 140 | 78 | Jean-Claude RAUBER | TAH | 02:55:08.98 00:57:02.94 | Sen |
| 141 | 155 | Ariel SOUZA | BRA | 02:55:53.39 00:57:47.35 | Jun |
| 142 | 103 | Jose SILVA | BRA | 02:59:00.38 01:00:54.34 | Sen |
| 143 | 35 | Neil CARLYLE | AUS | 03:03:24.62 01:05:18.58 | 60-64 |





Overall men results

| # | BIB | Name(s) | Nation | Time | | |
|-----|-----|-----------------|--------|----------------------------|-------|--------|
| 144 | 99 | Marcio PERDIGÃO | BRA | 03:08:40.93 01:10:34.89 | 45-49 | |
| 145 | 34 | Marcelo LINS | BRA | 03:17:21.48 01:19:15.44 | 40-44 | |
| 146 | 111 | Alain POUPAERT | FRA | 03:19:51.88 01:21:45.84 | 50-54 | |
| 147 | 43 | Anthony BLYTH | NZL | 03:21:58.51 01:23:52.47 | 45-49 | |
| 148 | 36 | Timothy HOOKINS | AUS | 03:24:27.67 01:26:21.63 | 65+ | |
| 149 | 84 | Simon LONGDILL | NZL | 03:35:13.81 01:37:07.77 | Sen | |
| | 30 | Tony KING | AUS | | 60-64 | D.N.F. |
| | 42 | Sylvio CARVALHO | BRA | | 50-54 | D.N.F. |
| | 61 | Micheal WALKER | AUS | | Sen | D.N.F. |
| | 64 | Hans STÉN | SWE | | 55-59 | D.N.F. |





Overall men results

| # | BIB | Name(s) | Nation | Time |
|-----|-----|-------------------|--------|--------------|
| 65 | | Bruce DAILEY | USA | 40-44 D.N.F. |
| 98 | | Manoel CARVALHO | BRA | 55-59 D.N.F. |
| 100 | | Cesar VICTOR | BRA | 55-59 D.N.F. |
| 101 | | Antônio LINS | BRA | 65+ D.N.F. |
| 102 | | Jose SOUZA | BRA | 60-64 D.N.F. |
| 107 | | Dennis SIMÕES | BRA | Sen D.N.F. |
| 143 | | Eddy MARTIN | TAH | Sen D.N.F. |
| 128 | | Misawa RYOTA | JPN | U23 D.N.F. |
| 12 | | Hugo LIMA | POR | Sen D.N.S |
| 17 | | Jefferson SESTARO | BRA | Sen D.N.S |









Overall men results

| # | BIB | Name(s) | Nation | Time |
|-----|-----|-------------------|--------|-------------|
| 23 | | Joshua UTANGA | COK | Sen D.N.S |
| 27 | | Daniele SCARPA | ITA | 50-54 D.N.S |
| 33 | | Michael DOYLE | IRL | 40-44 D.N.S |
| 45 | | Sven HANSEN | NZL | 55-59 D.N.S |
| 56 | | Jean-Yves CHANSIN | TAH | 45-49 D.N.S |
| 63 | | Colin SIMPKINS | RSA | 55-59 D.N.S |
| 80 | | Jonathan SAVIGNY | TAH | Sen D.N.S |
| 81 | | Musah ABDALLAH | GHA | Sen D.N.S |
| 82 | | Neil TAYLOR | NZL | 50-54 D.N.S |
| 96 | | Shane STERRY | AUS | 45-49 D.N.S |
| 104 | | Carlos OLIVEIRA | BRA | Sen D.N.S |





Overall men results

| # | BIB | Name(s) | Nation | Time |
|-----|-----|------------------|---|-------------|
| 106 | | Adriano FERREIRA | BRA  | Sen D.N.S |
| 113 | | Greg BARTON | USA  | 55-59 D.N.S |
| 114 | | Guy GILLILAND | USA  | 55-59 D.N.S |
| 132 | | Ugo RIMBERT | FRA  | U23 D.N.S |

178

